



Join us Sunday, July 30
at the 10 am Mass
as we honor and celebrate
the "students" of
St. Pat's School

Cake and Punch reception
immediately following



The Historic Church of Saint Patrick
160th Anniversary Celebrations

July-

50/50 - Sundays leading up to Aug 2nd

July 8 - Thrift n' Sip 2 @ Maumee Bay Brewing Company

July 9 - County Kilt Day

July 30 - St Pat's School members honored

August-

Aug 2 - Pints with the Pastors - Packo's at the Park (tickets \$15)

Aug 4 - HSP160 Golf Outing at Belmont CC

Aug 6 - 160th Mass and Brisket Picnic (tickets \$15)

Aug 8 - Family Night at the Mudhens (tickets \$10)

Save the Dates-

September - 50/50 - Sundays leading up to Oct 8th

October 8 - Mass w/Bishop Thomas
Brunch with the Bishop @ Manhattan's (tickets \$30)

October 29 - Organ Concert @ 3pm

Our Church Directory is Online!

View our church directory online or via the **FREE** mobile app today.

To view the directory online, go to members.InstantChurchDirectory.com and follow the prompts under "Sign In" to "Create a login now." Please remember, you must confirm your email address before you can sign in.

There is also a free mobile app available for download at the Apple® App store in iTunes®, Google Play™ store and the Amazon Fire App Store. Simply search for "**Instant Church Directory**" to get the download.

You will need to use your email address as listed in our directory to create a log-in the first time you use the directory online and via the mobile app.

Need help or have questions?

Please contact [Marty Lahey or Sherri Gaudet](#)



THE HISTORIC CHURCH OF
SAINT
PATRICK

Our Church Directory is powered by *Instant Church Directory*.



ONLINE MEMBER DIRECTORY LOGIN INSTRUCTIONS.

First time signing into the Online Directory or Mobile App?

1. Go to members.InstantChurchDirectory.com
2. Click on the **Create Login** button under: First time signing in?
3. Enter the email address as it is listed in the family portion of the directory.
4. Create a password. The password must be 8 characters long and contain at least two of the following special characters: capital letters, numbers or symbols.
5. Retype the password to confirm it and click **Request Login**.
6. Check your inbox for an email from service@instantchurchdirectory.com.
7. To complete the sign-up process, you will need to verify your email address by clicking on the link sent to you in that email.
8. Once you confirm your email, you may sign at members.InstantChurchDirectory.com.

Instant
Church Directory™
Church Member Sign In

Email address in your church's directory

Password

Sign In

Forgot password?

or

First time signing in?
Create Login

Are you a church admin? [Sign in here.](#)

Your email with the password you created will work on all the Instant Church Directory apps on any device

Already logged into the Mobile App?

1. Go to members.InstantChurchDirectory.com
2. Enter your email address listed in the directory and your unique member password.
3. Click **Sign In**.

Need help signing in? Please see your directory Administrator.

Mobile App Login Instructions for iPhone®, iPad and any iOS Device



First Time Signing into Directory (Version 2.0 or newer)

1. Download the App from the App Store.
Search for "Instant Church Directory" and look for this icon:



2. Open the app and click on the **Create Login** button.
3. Enter your email address that is used in your church's directory.
4. Create a password. The password must be 8 characters long and must contain at least two of the following special characters: capital letters, numbers or symbols.
5. Retype the password to confirm it and click **Create Login**.
6. Check your inbox for an email from service@instantchurchdirectory.com.
7. To complete the sign-up process, you will need to verify your email address by clicking on the link sent to you in that email.
8. Once you confirm your email, you may open the app and click **Sign In** to log into your church's directory.



Your email with the password you created will work on all the Instant Church Directory apps on any device, as well as the member website at members.InstantChurchDirectory.com.

Previously Signed into the Directory (Version 2.0 or newer)

1. Open the app and click on the **Sign In** button.
2. Enter your email address that is used in your church's directory and your personal member password.
3. Click on the **Sign In** button.

If you do not remember your personal member password, click on the **Forgot Password?** link to receive a link to your email to reset your password.

Need help signing in? Please see your directory Administrator.



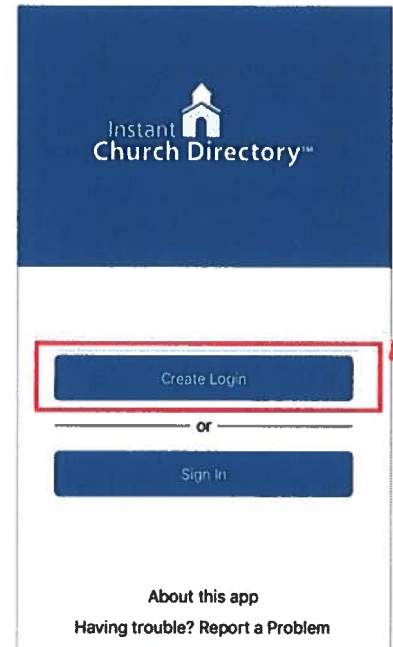
Mobile App Login Instructions for Android™ Devices

First Time Signing into Directory (Version 2.0 or newer)

1. Download the App from the App Store.
Search for "Instant Church Directory" and look for this icon:



2. Open the app and click on the **Create Login** button.
3. Enter your email address that is used in your church's directory.
4. Create a password. The password must be 8 characters long and must contain at least two of the following special characters: capital letters, numbers or symbols.
5. Retype the password to confirm it and click **Create Login**.
6. Check your inbox for an email from service@instantchurchdirectory.com.
7. To complete the sign-up process, you will need to verify your email address by clicking on the link sent to you in that email.
8. Once you confirm your email, you may open the app and click **Sign In** to log into your church's directory.



Your email with the password you created will work on all the Instant Church Directory apps on any device, as well as the member website at members.InstantChurchDirectory.com.

Previously Signed into the Directory (Version 2.0 or newer)

1. Open the app and click on the **Sign In** button.
2. Enter your email address that is used in your church's directory and your personal member password.
3. Click on the **Sign In** button.

If you do not remember your personal member password, click on the **Forgot Password?** link to receive a link to your email to reset your password.

Need help signing in? Please see your directory Administrator.

Member Features

A online member directory is all about helping members stay connected and get to know one another. As a member of a church that utilizes Instant Church Directory, you can:



Download the Free Mobile App

If your church chooses to enable this feature, download the mobile app from the Google or Apple stores. Create a login using your email address in the directory and a personal password. Once verified, you can view the directory from your mobile phone or tablet.

Submit Changes to Your Personal Information

As your life changes, you can submit updates to your information listed in the church directory. Log in to the mobile app or online members' directory website to edit and submit any changes for approval from your directory administrator.

Stay in Touch With Other Members

Search for a family or member, and then email, call or text or launch a map with directions — right from your device. The apps also provide listings for birthdays and anniversaries, so you can keep in touch on special days without having to look up phone numbers or addresses.

View the Directory online

If your church enables this feature, visit the members' website and create a unique login using your email address found in the directory and a personal password. Once verified, you can view the directory from any computer or device with an internet connection.

Upload Your Own Photo for Approval

As a member, you may submit an updated photo for approval as often as you'd like. If you've had new family photos taken or have a favorite selfie you'd like to share, you can upload the photo in just a

SAVE THE DATE!

2023 Diocesan Celebration of Wedding Anniversaries

**Our Lady, Queen of the
Most Holy Rosary Cathedral
October 22, 2022 | 3:00 p.m.**

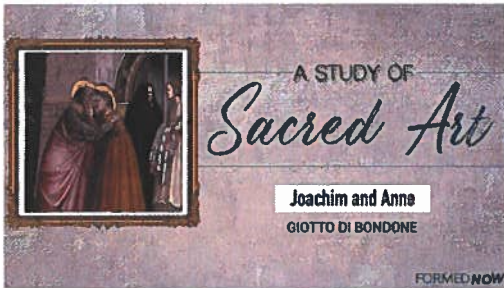
If you are celebrating a milestone wedding anniversary in 2023 – 25, 40, 50, 60, or 60+ years – plan to join Bishop Daniel E. Thomas for the Order of Blessing Married Couples within Holy Mass.

Registered couples receive a commemorative certificate and are invited to a reception following mass. To register visit:

www.toledoanniversarymass.org


THIS WEEK ON **FORMED**

Week of July 23, 2023



Sts. Joachim and Anne | Sacred Art

In this episode on FORMED Now, Dr. Ben Akers and Taylor Kemp discuss the parents of the Blessed Virgin Mary in this famous painting "Joachim and Anne Meeting at the Golden Gate."



The Way of Saint James

This documentary follows the journey of several pilgrims who differ in culture and religious faith but are united in their journey across the Camino de Santiago. Each of them is traveling toward the shrine of St. James the Apostle, whose feast day we celebrate this week.



Catholic Parenting Tips w/ Catholic Sprouts | FORMED Now

Join Taylor Kemp and Nancy Bandzuch, who founded Catholic Sprouts alongside her husband Bill, for tips for raising Catholic children!

Our parish has a FORMED subscription.
Visit signup.formed.org and select our parish name.