

**THERE CAN BE NO EUCHARIST WITHOUT THE PRIESTHOOD,
JUST AS THERE CAN BE NO PRIESTHOOD WITHOUT THE EUCHARIST.**
POPE ST. JOHN PAUL II


*In response to the priest shortage in the Diocese of Toledo,
Bishop Daniel E. Thomas is asking the faithful to*

PRAY & FAST

for an increase in vocations to the priesthood

**One Hail
Mary**
every day

**Fasting or
Abstinence**
every friday




Diocese
of Toledo

toledopriesthood.org



THIS WEEK ON **FORMED**

Week of August 06, 2023



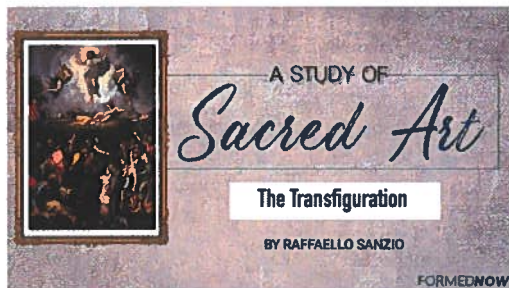
Edith Stein: The Seventh Chamber

This film is a moving, artistic portrayal of the life of Jewish philosopher, Catholic convert, and Carmelite martyr, Edith Stein. It powerfully captures the interior struggles of this extraordinary woman and her journey toward the Lord.



Clare and Francis

This outstanding movie is unique among films about St. Francis because of the historical accuracy of the story and its authentic spirit of joy and piety so characteristic of Francis, as well as the major role played by Clare. Both founded major religious orders, and together they inspired many to follow their radical call to live the Gospel.



The Transfiguration | Sacred Art

Dr. Ben Akers and Taylor Kemp sit down with Raffaello Sanzio's painting, "The Transfiguration," to discuss its theological meaning and how it can speak to us today.

Our parish has a FORMED subscription.
Visit signup.formed.org and select our parish name.

Our Church Directory is Online!

View our church directory online or via the **FREE** mobile app today.

To view the directory online, go to members.InstantChurchDirectory.com and follow the prompts under “Sign In” to “Create a login now.” Please remember, you must confirm your email address before you can sign in.

There is also a free mobile app available for download at the Apple® App store in iTunes®, Google Play™ store and the Amazon Fire App Store. Simply search for “**Instant Church Directory**” to get the download.

You will need to use your email address as listed in our directory to create a log-in the first time you use the directory online and via the mobile app.

Need help or have questions?

Please contact [Marty Lahey or Sherri Gaudet](#)



THE HISTORIC CHURCH OF
SAINT
PATRICK

Our Church Directory is powered by *Instant Church Directory*.



ONLINE MEMBER DIRECTORY LOGIN INSTRUCTIONS.

First time signing into the Online Directory or Mobile App?

1. Go to members.InstantChurchDirectory.com
2. Click on the **Create Login** button under: First time signing in?
3. Enter the email address as it is listed in the family portion of the directory.
4. Create a password. The password must be 8 characters long and contain at least two of the following special characters: capital letters, numbers or symbols.
5. Retype the password to confirm it and click **Request Login**.
6. Check your inbox for an email from service@instantchurchdirectory.com.
7. To complete the sign-up process, you will need to verify your email address by clicking on the link sent to you in that email.
8. Once you confirm your email, you may sign at members.InstantChurchDirectory.com.

Instant
Church Directory™
Church Member Sign In

Email address in your church's directory

Password

Sign In

Forgot password?

or

First time signing in?
Create Login

Are you a church admin? [Sign in here.](#)

Your email with the password you created will work on all the Instant Church Directory apps on any device

Already logged into the Mobile App?

1. Go to members.InstantChurchDirectory.com
2. Enter your email address listed in the directory and your unique member password.
3. Click **Sign In**.

Need help signing in? Please see your directory Administrator.

Mobile App Login Instructions for iPhone®, iPad and any iOS Device



First Time Signing into Directory (Version 2.0 or newer)

1. Download the App from the App Store.
Search for "Instant Church Directory" and look for this icon:



2. Open the app and click on the **Create Login** button.
3. Enter your email address that is used in your church's directory.
4. Create a password. The password must be 8 characters long and must contain at least two of the following special characters: capital letters, numbers or symbols.
5. Retype the password to confirm it and click **Create Login**.
6. Check your inbox for an email from service@instantchurchdirectory.com.
7. To complete the sign-up process, you will need to verify your email address by clicking on the link sent to you in that email.
8. Once you confirm your email, you may open the app and click **Sign In** to log into your church's directory.



Your email with the password you created will work on all the Instant Church Directory apps on any device, as well as the member website at members.InstantChurchDirectory.com.

Previously Signed into the Directory (Version 2.0 or newer)

1. Open the app and click on the **Sign In** button.
2. Enter your email address that is used in your church's directory and your personal member password.
3. Click on the **Sign In** button.

If you do not remember your personal member password, click on the **Forgot Password?** link to receive a link to your email to reset your password.

Need help signing in? Please see your directory Administrator.



Mobile App Login Instructions for Android™ Devices

First Time Signing into Directory (Version 2.0 or newer)

1. Download the App from the App Store.
Search for "Instant Church Directory" and look for this icon:



2. Open the app and click on the **Create Login** button.
3. Enter your email address that is used in your church's directory.
4. Create a password. The password must be 8 characters long and must contain at least two of the following special characters: capital letters, numbers or symbols.
5. Retype the password to confirm it and click **Create Login**.
6. Check your inbox for an email from service@instantchurchdirectory.com.
7. To complete the sign-up process, you will need to verify your email address by clicking on the link sent to you in that email.
8. Once you confirm your email, you may open the app and click **Sign In** to log into your church's directory.



Your email with the password you created will work on all the Instant Church Directory apps on any device, as well as the member website at members.InstantChurchDirectory.com.

Previously Signed into the Directory (Version 2.0 or newer)

1. Open the app and click on the **Sign In** button.
2. Enter your email address that is used in your church's directory and your personal member password.
3. Click on the **Sign In** button.

If you do not remember your personal member password, click on the **Forgot Password?** link to receive a link to your email to reset your password.

Need help signing in? Please see your directory Administrator.

Member Features

A online member directory is all about helping members stay connected and get to know one another. As a member of a church that utilizes Instant Church Directory, you can:



Download the Free Mobile App

If your church chooses to enable this feature, download the mobile app from the Google or Apple stores. Create a login using your email address in the directory and a personal password. Once verified, you can view the directory from your mobile phone or tablet.

Submit Changes to Your Personal Information

As your life changes, you can submit updates to your information listed in the church directory. Log in to the mobile app or online members' directory website to edit and submit any changes for approval from your directory administrator.

Stay in Touch With Other Members

Search for a family or member, and then email, call or text or launch a map with directions — right from your device. The apps also provide listings for birthdays and anniversaries, so you can keep in touch on special days without having to look up phone numbers or addresses.

View the Directory online

If your church enables this feature, visit the members' website and create a unique login using your email address found in the directory and a personal password. Once verified, you can view the directory from any computer or device with an internet connection.

Upload Your Own Photo for Approval

As a member, you may submit an updated photo for approval as often as you'd like. If you've had new family photos taken or have a favorite selfie you'd like to share, you can upload the photo in just a